


Let's Learn About Rabbits



MEMBER'S NAME _____ AGE _____

MEMBER'S ADDRESS _____

NAME OF CLUB _____

LEADER'S NAME _____

This booklet is designed to give youngsters a better insight to the basics, care and necessary procedures of raising the domesticated rabbit. It was constructed in a way to encourage parent involvement along with providing youth activities.

We hope you gain a learning experience and have fun doing it!

Prepared by:

Terry Valdez and Betty Boals, Adams County 4-H Leaders

References:

Belanger, Jerome D., The Homesteaders' Handbook to Raising Small Livestock.

Cheeke, Peter R., Nephi M. Patton and George S. Templeton, Rabbit Production, 5th Edition.

Kanable, Ann, Raising Rabbits.

Colorado 4-H Rabbit Manual.

Mention of companies, brands or products is made with the understanding that no discrimination is intended and no endorsement implied by the Cooperative Extension.



Issued in furtherance of Cooperative Extension Work, Acts of May 8 and June 30, 1914, U. S. Department of Agriculture, Colorado State University Cooperative Extension and Adams County cooperating.

By law and purpose, Colorado State University Cooperative Extension is dedicated to serve all people on an equal and non-discriminatory basis.

1986, 1991


Brighton, Colorado

DRAW A PICTURE OF A RABBIT





THE RABBIT FAMILY

BUCK	MALE RABBIT (FATHER)
DOE	FEMALE RABBIT (MOTHER)
KIT:	BABY RABBIT
LITTER:	THE BABIES OF A DOE BORN AT ONE TIME.
KINDLE:	TO GIVE BIRTH TO BABIES.



COLOR OUR FAMILY



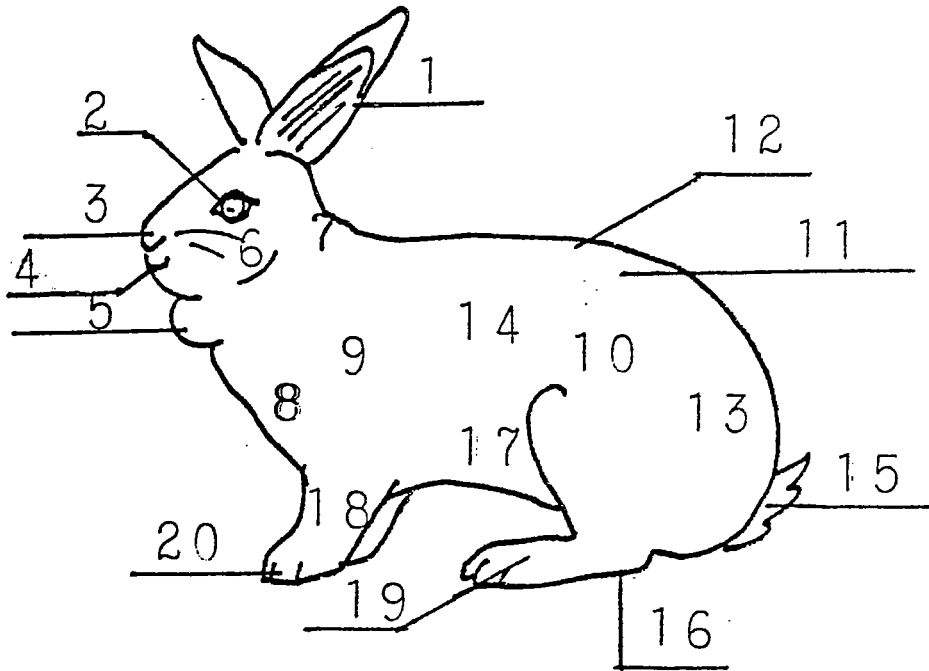
BUCK

DOE

KIT


DRAW A LINE FROM THE WORD TO
THE CORRECT PICTURE.

BODY PARTS



- | | |
|-------------|------------|
| 1. EAR | 11. LOIN |
| 2. EYE | 12. SADDLE |
| 3. NOSE | 13. HIP |
| 4. MOUTH | 14. RIBS |
| 5. DEWLAP | 15. TAIL |
| 6. CHEEK | 16. HOCK |
| 7. NECK | 17. BELLY |
| 8. CHEST | 18. LEG |
| 9. SHOULDER | 19. FOOT |
| 10. FLANK | 20. TOES |

NAME THE PART



RABBIT CARE

Food : Rabbits need a balanced diet. Pellets contain all the nutrients they need: Feed twice a day. 5 ounces of pellets daily is usually enough. Feed more if rabbit is large or has babies. Feed less if rabbit is small. Hay is a beneficial fiber. A piece of fruit, greens, or dry bread may be given only as a treat once a week. Any excess will cause ailments.

Water: Rabbits need lots of water. In cold weather, it will freeze fast, so give fresh water at least twice daily. On hot days, they need water at all times. A doe and her litter can drink up to one gallon a day!

Housing: This is called a hutch or a cage. It should be warm in the winter, cool in the summer. Heat is a greater danger to rabbits than the cold. Temperatures over 85° F cause overheating, death, and sterility.. Place hutch in the shade. Provide a cover from drafts when below 40°F. Keep hutch clean!. A solid top and sides with wire hardware front and flooring is best. Each mature animal needs its own cage. One square foot for each pound of rabbit is suggested. Housing should be string, free from sharp edges, easy to clean, large enough for exercise, and safe from other animals.

Health: The toenails will need clipping regularly, to avoid food disorders and for safety while being handled. Check ears for mites, which cause scaliness or crustiness inside the ears. The best way to avoid and prevent diseases and illnesses is to keep the cage and area clean! Do not let urine or droppings build up! Also, sanitize dishes with bleach at least once a month to fight against bacterial infections.



Don't forget or ignore your rabbit. They need love and attention, too!

Handle them gently and with the care that is required. They will then benefit with a long, healthy, and productive life.

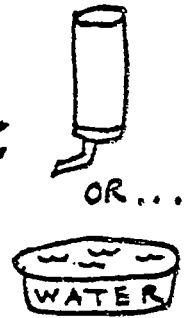


RABBIT CARE


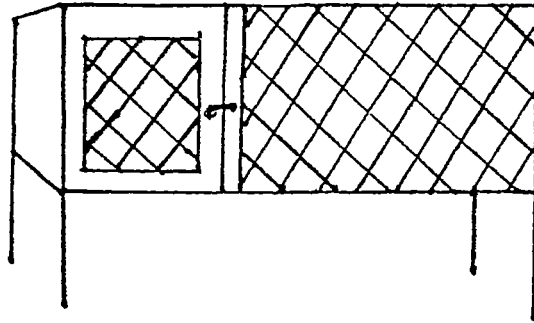
FOOD :



WATER :




HUTCH :



KEEP BUNNY HEALTHY

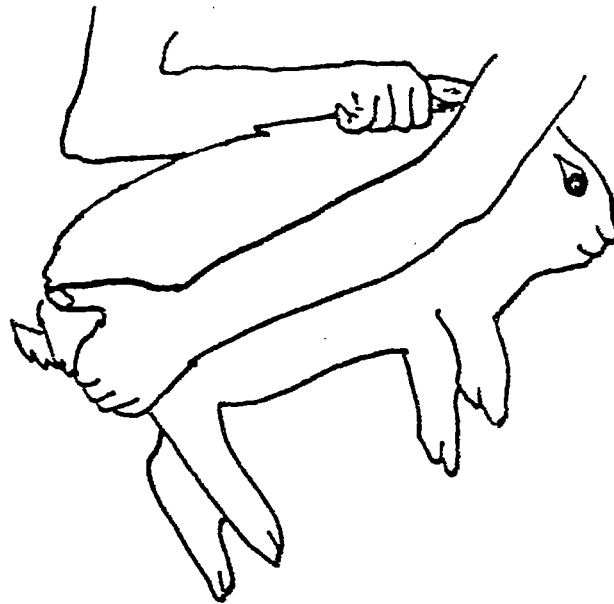
CORRECT WAY TO HANDLE A RABBIT

A. Grasp the back of the neck



OR

B. Again, grasp the fold of skin at the back of the neck.



NEVER, PICK YOUR RABBIT UP BY ITS EARS! THIS CAN CAUSE DAMAGE TO YOUR PET!



HANDLE WITH CARE!

HELP BUNNY FIND HIS MOTHER!



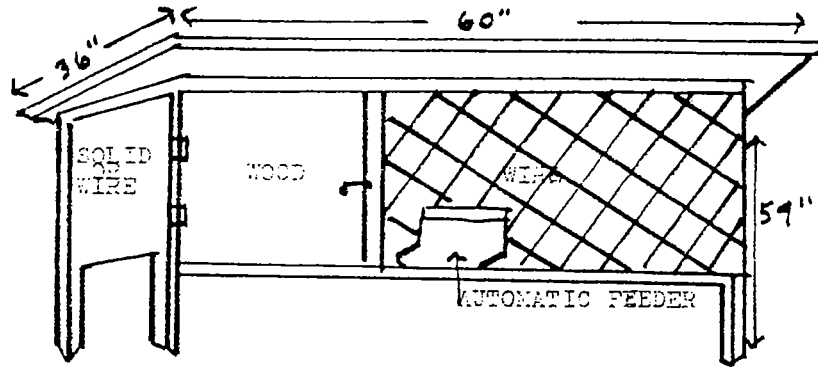
START

b



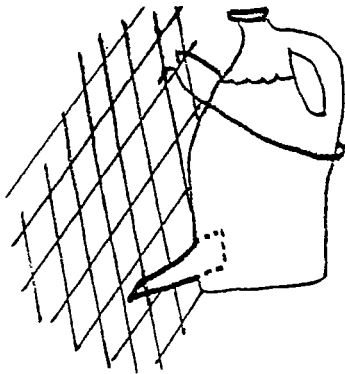
IDEAS FOR RABBIT CARE

1. HUTCHES



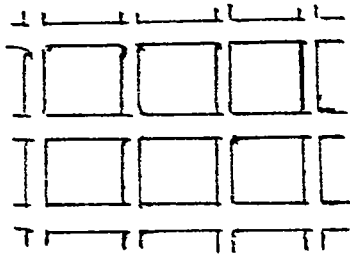
Rabbits will chew on poultry wire and damage their teeth. Use 12 gauge mesh> Three solid sides will provide protection from cold drafts in the winter, and hot sun in the summer. Still provide one side with wire for circulation.

2. WATERERS



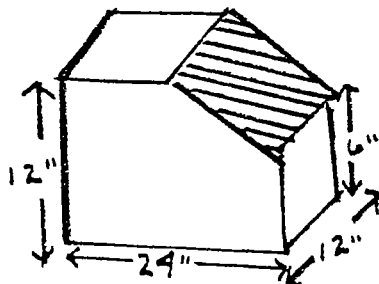
Make a waterer made from a plastic jug and a purchased dewdrop valve. Cut a hole in the bottom of jug to fit valve. Jug is outside of cage, valve id inside. Note: Rabbits will chew on and tip over plastic bowls. REMEMBER: Water Freezes in winter * Plan Ahead! Automatic waterers and crocks are found at local feed stores.

3. FLOORING



1/2 " hardware wire mesh is best for droppings to fall through floor of cage. This is also best for sanitation reasons, and is much easier to keep clean than wood. Wood absorbs urine and rabbits will chow on wood. A wire brush to clean cage is handy!


4. NESTING BOXES



A nesting box should be removable. It is only for having the babies. Use fresh bedding. Clean and sanitize after each use!

1 - GREEN
2 - BLUE

3 - BROWN
4 - WHITE



SHOW TIME!!!

If you own a rabbit, you may want to show it at your local county fair.

Check the Premium Book at your Extension office for dates of entry, show, and release times, etc.

You will need to take your own materials and equipment and be responsible for the care of your rabbit during its stay at the fair. Example: Food and water dishes, brush, cage cleaning items, food, bedding, etc.



CHECK YOUR RABBIT OFTEN!!!!

You may like to attach a card to the cage giving information about your project.

EXAMPLE:

RABBITS' NAME: _____

BREED: _____


COLOR: _____

SEX: _____ WEIGHT _____

OWNER: _____

CIRCLE THE WORDS IN THE PUZZLE

(WORDS MAY BE FOUND ACROSS OR UP AND DOWN)





M Q K I M L O P T A G
 H P O R E X Y Z F R O
 Q H N S V R A F I O C
 W C D U T C H M O G P
 L N E W Z E A L A N D
 C A L I F O R N I A N

WORDS TO FIND:

LOP, ANGORA, DUTCH,
 REX, NEW ZEALAND,
 CALIFORNIAN

ACROSS:

- 3) THE EASTER _____
- 4) TO GIVE BIRTH.
- 6) A BUNCH OF BABIES.



DOWN:

- 1) A BOY RABBIT
- 2) A LIQUID TO DRINK
- 5) A GIRL RABBIT

PICTURES

