




**Colorado
State**
University
Cooperative
Extension



**Adams County
Colorado**

4-H

Let's Learn About Goats



Name of Club Member _____ Age _____

Mailing Address _____
Route Or Street _____

City, State, Zip _____

Name of Club _____

Name of Project _____ Years in Project _____

Member's Signature _____ Date _____

Parent's Signature _____ Date _____

Leader's Signature _____ Date _____

Prepared by Terry Valdez, 4-H Leader and Adams County Goat Superintendent.

REFERENCE: Dairy Goats – Breeding, Feeding Management, prepared by Colby, Byron E. and assisted by David A. Evans, Dr. Sidney J. Lyford, Jr., Dr. Wm. B. Nutting and Douglas N. Stern, D.V.M., all, University of Massachusetts (used as 4-H manual)

Informational material furnished by the American Dairy Goat Association Advice and information from several Dairy Goat Veterinarians.

Most illustrations courtesy of Caprine Supply, DeSoto, KS


Four of six drawings used on page 3, courtesy of JoAnnette Sieve and available from Country Concept Stationery, 11291 North Cottontail Lane, Parker, CO

Mention of companies, brands or products is made with the understanding that no discrimination is intended and no endorsement implied by Cooperative Extension.

Cooperative Extension programs are available to all without discrimination.

Issued in furtherance of Cooperative Extension work, acts of May 8 and June 30, 1914, U. S. Department of Agriculture, Colorado State University Cooperative Extension and Adams County cooperating.


5/00



WELCOME to the world of goats! This booklet is designed in a way to give youngsters, along with the hand of an adult, some guidelines to the basics of raising and caring for the modern goat. There is so much more to learn than what is covered in this book, but hopefully, there is enough on each topic to provide the


youth with valuable and correct information about goats.

Far back in the distant ages
When the Lord created the earth,
He fashioned the beasts and the fishes,
And gave them the breath of birth;
And when all of the animal kingdom
For inspection were grouped at His feet
He saw there was something lacking,
To make His work complete.
He looked at His newly-made kingdom
And he pondered with lowered head.
Then suddenly raising His kindly eyes
To His newly-born group He said:
"I will take the very best feature
Of each animal, great and small,
And create still another creature
That will be a composite of all."
Then he brought her before the rest
And he spoke with his voice so kind,
"I have made a model of everything good
And a friend to all mankind."
The animals agreed with the Creator
By an overwhelming vote –
Then He gently gave the breath of life
And created the Dairy Goat.

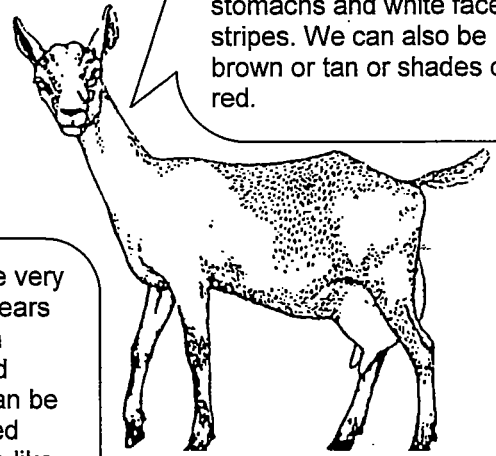


BREEDS


Oberhaslis' ears are straight and point upwards. Our noses are also straight. We like to be a brown color, with a dark stripe down our backs and dark stripes on our faces. Sometimes our faces are all black. We also have dark legs.



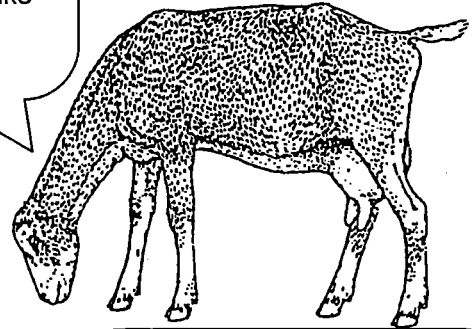
The Alpines' ears are straight and point upwards. We have short hair and straight noses. We like to be many different colors. When our hind body is dark, our neck is usually white or tan. Sometimes we are all black with white on our stomachs and white face stripes. We can also be brown or tan or shades of red.



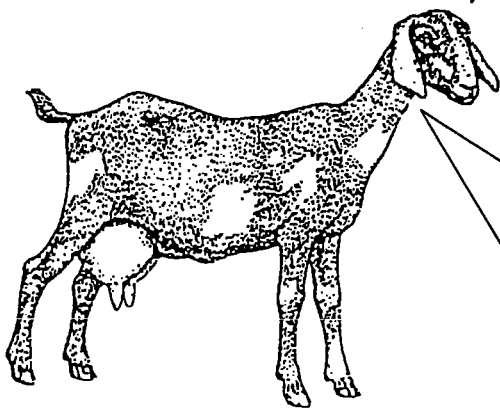
Saanens' ears are straight and point upwards. We have short hair and straight noses. We are always a solid color. Usually we like to be white but sometimes we are light cream to light tan.



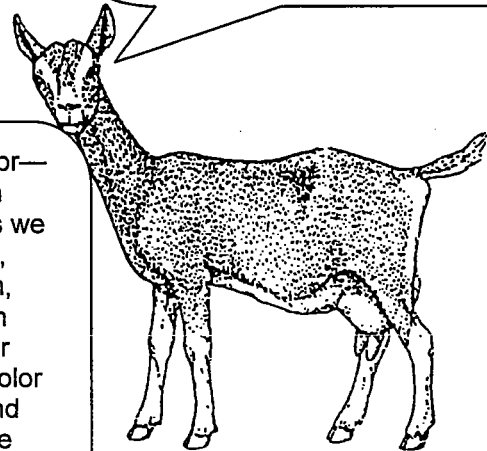
Lamanchas have very short ears or no ears at all. We have a straight nose and short hair. We can be any solid or mixed color. Usually we like to be white, tan, brown or black.



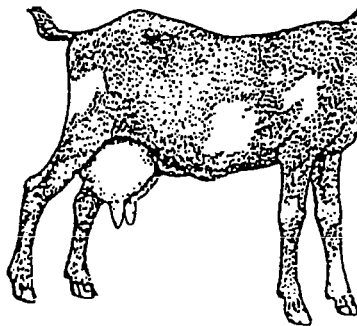
We Nubians have long wide ears which hang down. Our noses are curved outward.




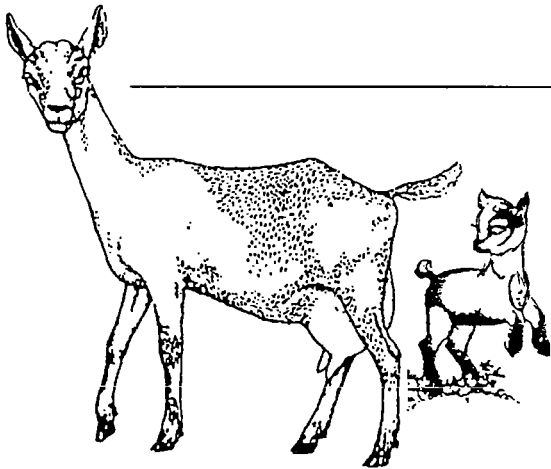
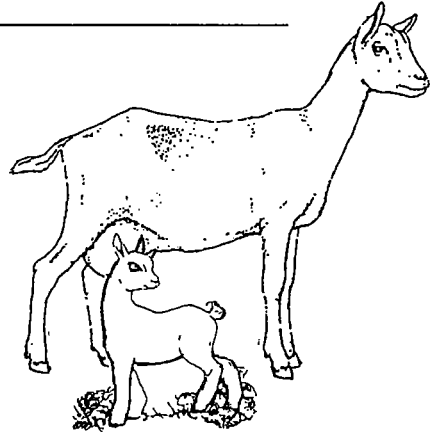


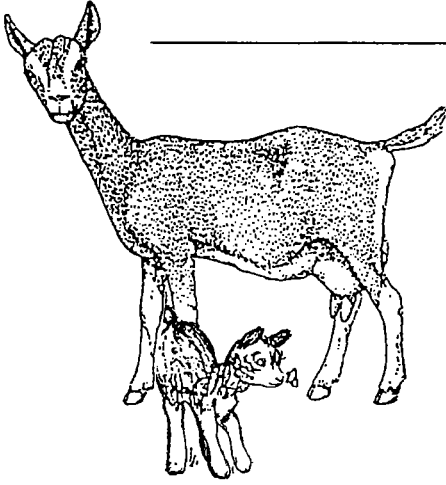
Toggenburgs' ears are straight and point upwards. We have medium long hair and noses which are curved inward. We like to be a solid color with white ears, white stripes on our faces, white legs and white around our tails. Our body color is usually light tan to dark brown.



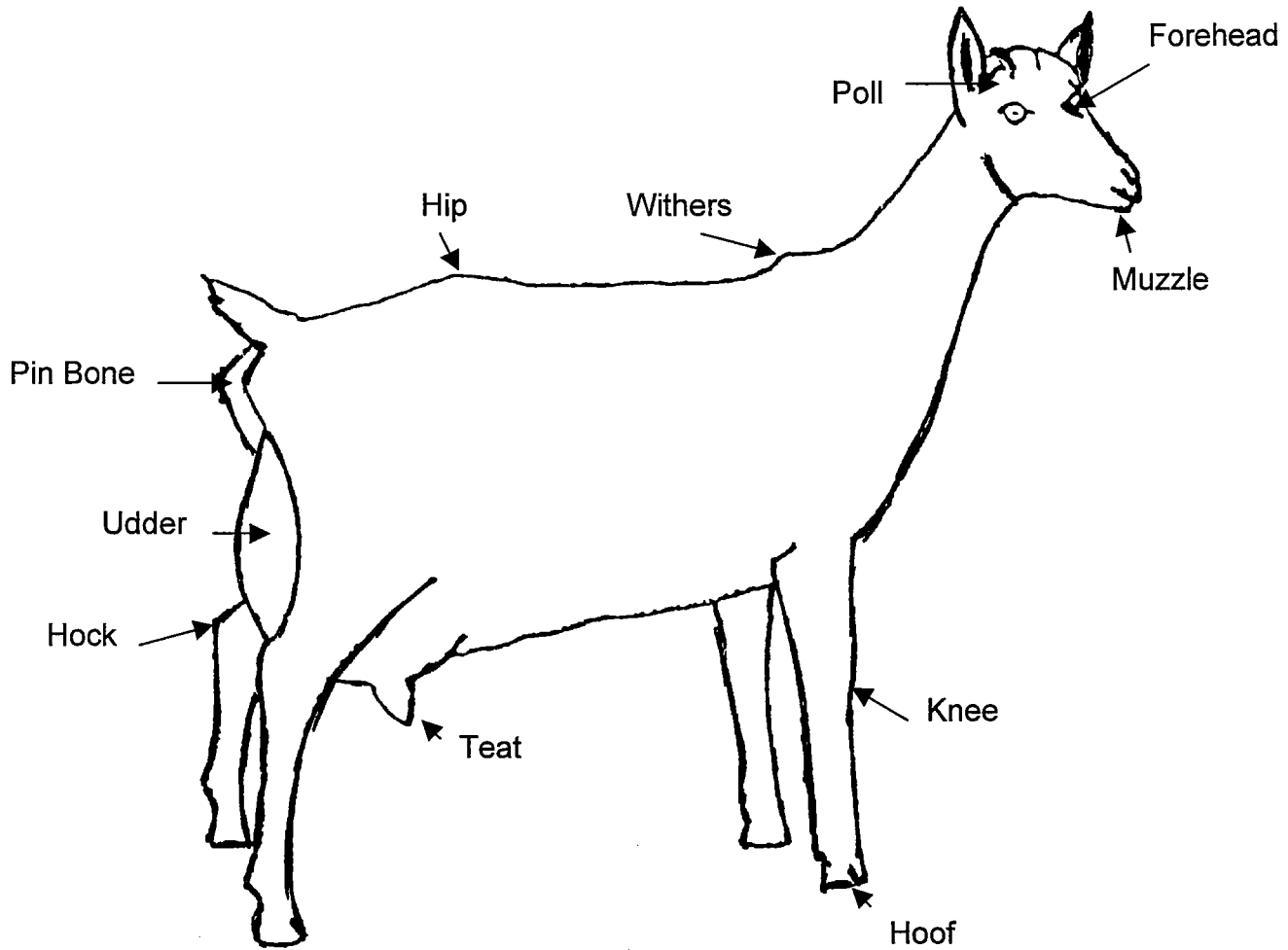
We can be any color—solid, mixed or with spots. Some colors we like to be are black, brown, gray, cream, white, tan and even red. Sometimes our ears are a lighter color than our bodies, and sometimes we have stripes in our faces.



LIST AND COLOR



PARTS OF THE DAIRY GOAT



Dairy Goats should not be fat, but rather put the energy and nutrients into producing milk. The body should be long and lean.

On the other hand, a Market Goat should be meaty and well muscled, but still without excess fat.

The ideal goats will have strong, straight legs, a level back, wide area between the hips and also the hocks, a large barrel and chine, and a healthy, alert look.

**DRAW A LINE FROM THE
WORD TO THE PART ON
THE GOAT'S BODY**

HIP


PIN BONE

UDDER

TEAT

HOCK

HOOF



POLL

FOREHEAD

MUZZLE

WITHERS

BARREL


KNEE

TERMS

DOE	a female goat (never “nanny”)
BUCK	a male goat for breeding (not “billy”)
KID	a young or baby goat
WETHER	a castrated male goat; not for breeding. (a wether can be useful as a pet, packing, pulling carts, or for meat.)
TO KID	to give birth to young
TO FRESHEN	to start a new milk supply. (THIS HAPPENS WHEN DOE GIVES BIRTH)
LACTATION	the full time of producing milk
DISBUD	to burn the horn buds of a kid
DRY DOE	doe not producing any milk
GESTATION	full time of pregnancy (5 months)
TEAT	the two pointed ends of the udder (pronounced tēēt)
GRADE	1/2 purebred
AMERICAN	7/8 purebred
Experimental	cross of two different breeds





DRAW A LINE TO THE CORRECT ANIMAL



Color us!

DOE
BUCK
KID





BASICS


Goats are related to deer. Goats do not eat tin cans. It is impossible!! The goat is a ruminant, (a cud-chewing animal) and are browsers, so they like variety and enjoy weeds, Leaves, twigs, bark and some plants other livestock won't eat. They do well on unimproved pastures.

Being a clean animal, they will refuse dirty feed unless starved. They will taste anything at least once.


Goats are not mean, but can be protective or aggressive when teased. They are dainty, intelligent, friendly, and are a hardy livestock.

Bucks have musk glands on their head, and they urinate on their front legs, which cause an odor; but is very attractive to the females during the breeding season. Does are not smelly, but if penned with the buck, the odor can absorb in their coats and milk!

Goats are herd animal, so one will be lonely by itself; which can be hard to keep penned and can be very noisy! Goats can be raised economically, but still require proper housing, feed and care.



Do they really think
This will keep ME in?



LAZY SUMMER


NEEDS



****Companionship****

They enjoy other goats and people for company, so give lots of love and attention.

****Hay****




Third cut alfalfa hay is best, cut at bud stage. Hay should have no mold or sand burrs. A manger is advised to keep hay off ground.

****Grain****



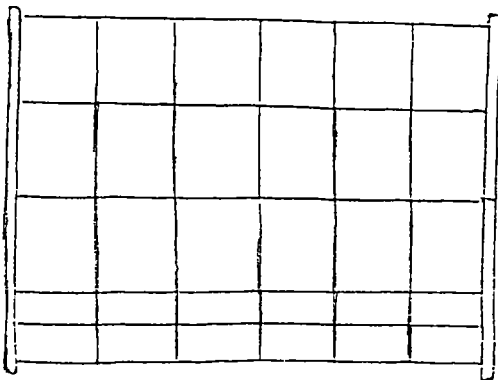
Goats need a 14-16% protein grain with very little molasses. Feed grain during growth period, stress, and while producing milk.

****Water****



Always provide lots of clean, fresh water. In winter, they enjoy warm water.






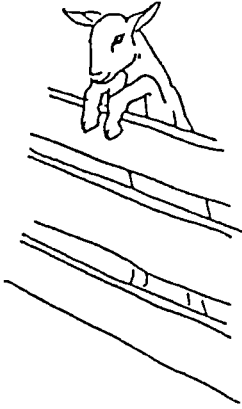

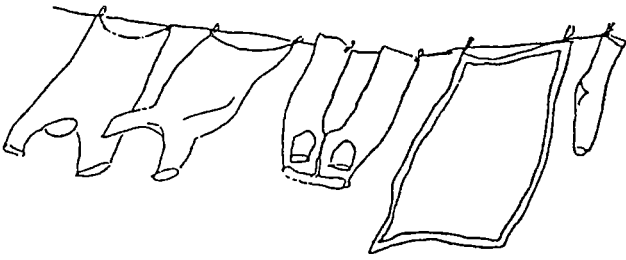
****A Fenced Pen****



a 5 foot height is suggested. Goats need a pen with shelter from rain and sun, and a sturdy gate with goat-proof latches.

O Circle the items that goats need every day.

X Cross out the item they don't need or could hurt them.




HEALTH

TATTOO	In the ear to prove identification
HOOVES	Should be trimmed every 2 months
DISBUD	Remove the kids horn buds between the age of 1-3 weeks. The dehorning iron seems most humane.
BAND	Buck kids not kept for breeding, should have testicles banded or castrated at 1-3 weeks of age. The younger, the less shock.
VACCINATE	Tetanus and Clostridium Perfringens Type C & D (enterotoxemia) are given to kids at 1 and 2 months of age. Pregnant does get theirs 1 month before kidding, and all others receive a booster in Spring.
WORM	Done in Spring and Fall. A pill is available, but paste type is easier and more accurate. Read and follow directions carefully!
CLIP	Using animal clippers, hair should be clipped early Summer to examine skin for parasites or injuries, gives a cooler body temp, and allows better viewing of their conformation.
PROTECT	Never tether out a goat with a rope or chain. There is danger of strangulation, weather harm, and dogs. Check housing area for protruding wires or nails.
SANITIZE	Clean pen often. Problems arise in damp, dirty areas.
MINERALS	provide a loose form of trace mineral salt.

WHAT ARE THESE PEOPLE DOING?





KID CARE

Provide hay, water and up to 1 pound grain daily after 1 week old. Kids should be weaned at 3 months of age. Separate sexes at age 2-4 months unless males are wethered. Wethers are generally sold for meat when 2-8 months old.

BREEDING

Breeding season is September to March. Does come into heat every 21 days, and lasting only 2 days. Gestation period is 5 months.

PREGNANCY

A pregnant doe can be given 1 pound grain daily during her 4th and 5th month of pregnancy. If doe is pregnant and still milking, stop milking when she is 3 months along.

KIDDING (birthing)

There will be certain signs to watch for when kidding time is close. Clip udder, tail, and inside hind legs to allow a cleaner birth. MOST KIDDINGS ARE NORMAL. The telephone number of a Vet or experienced friend is comforting. Usually, 1 to 3 kids are born. Mother will appreciate some warm water sweetened with honey.

MILKING


Before milking, wash hands and does udder. Try to stay with a regular schedule. Do not pull or stretch the teats or udder. Filter and cool the milk quickly. Wash equipment immediately. Store milk in glass containers.


GOAT SHOWS


Competition makes people want to constantly improve their animals. It also helps one to learn to select top quality animals. People usually prepare their goats a few months before a show, so the animals will look their best. While showing, the judge asks the showman a few questions about their animal.

CREATE A SHORT STORY OR A TITLE TO EACH PICTURE














DRAW A LINE TO THE GOAT THAT MATCHES



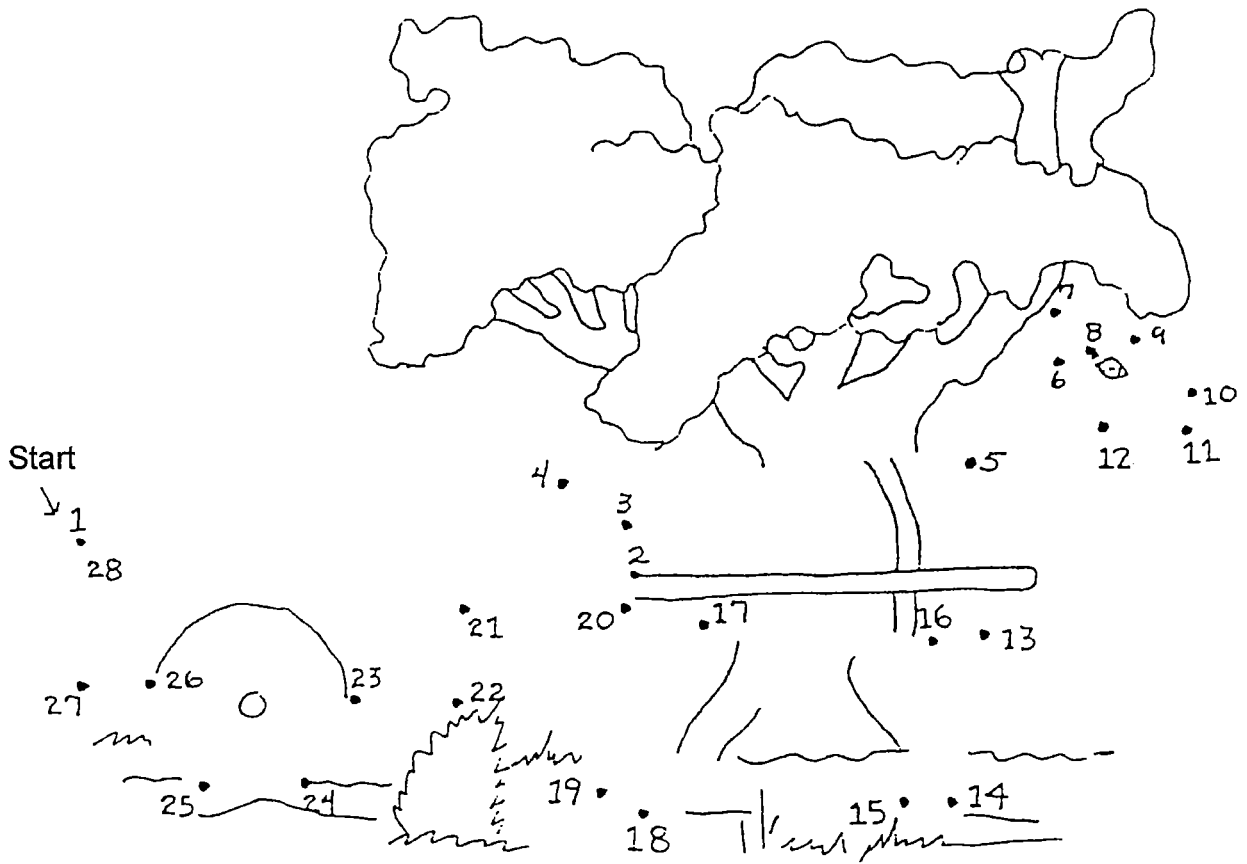
HELP THE GOAT FIND A FRIEND



Start



CONNECT THE DOTS



What did you draw?

CLIPPINGS, PICTURES, DRAWINGS, ETC.

